















Company	3B Medical Inc	AG Industries	AirAvant Medical	Airway Management Inc	Circadiance	Drive DeVilbiss Healthcare	Fisher & Paykel Healthcare
Interface	 Rio II Nasal Pillow Mask	 Reveal Direct Nasal Interface Mask	 Bongo Rx Reusable EPAP	 myTAP PAP Nasal Pillow Mask	 SleepWeaver Prevent PAP/Filter Mask	 NasalFit Deluxe EZ CPAP Mask	 Evora Nasal CPAP Mask
Website	www.3bproducts.com	www.agindustries.com	www.airavant.com	tapintosleep.com	circadiance.com/sleepweaver-prevent	www.drivemedical.com/us/en	www.fphcare.com/us
Warranty (months)	3	6	3	3 (patient compliance guarantee)	0	3	3
Available Sizes	S, M, L	S, M, L	S, M, L, XL in all sizes starter kit	S, M, L nasal pillows included	Regular, L	S, M, L	S, M, L, Wide
Latex-free	Yes	Yes	Yes	Yes	Yes	Yes	Yes
Intentional Leak @ 10 cm H₂O (l/min)	32	Info not available	N/A	30	32	Info not available	28
Fitting Support Solutions	Fitting instruction insert included with mask.	Headgear allows alternate position of tubing. Eliminates torque on mask.	Includes step-by-step fitting instructions.	Patient and clinician fitting guide included; fitting video on mytapapp.com (DVD available).	Fitting instructions included in packaging and support videos provided at circadiance.com/preventvideos.	Sizing template on website.	Sizing guide and myMask app.
Pressure Range (cm H₂O)	4-20	4 -20	N/A	4-18	4-20	3-20	4-25
Cleaning	Clean with mild soap and water.	Detach headgear. Hand wash gently with mild detergent or warm water. Rinse the mask and components thoroughly. Air dry.	Clean with mild soap and water. (Instructions included.)	After each use, rinse the mouthpiece in cold water and wipe the pillows' outer portion with a damp cloth. Weekly, disassemble and soak parts for no longer than 10 minutes in cold water and mild liquid soap. Remove and rinse in cold water then air dry.	Hand wash CPAP mask and headgear daily with a mild, nonabrasive soap in warm water. Air dry out of direct sunlight. The KN95 Mask Filter is to be replaced daily (with recommended disposal in biohazard container). Circadiance provides replacement KN95 Filters for the interface.	Hand wash gently with mild soap and warm water.	Clean with soap in lukewarm water; high level disinfection guide available.
Headgear	Soft 1-piece headgear with adjustable Velcro.	Designed with breathable fabric. Optional strap holds tubing over the head.	Optional headgear accessory comes with the device.	Headgear is available for the myTAP PAP Nasal Pillow Mask. However, the mask does stay in place without straps.	Soft fabric adjustable headgear in two sizes.	Adjustable lightweight headgear.	Minimal, one-size headgear. CapFit headgear for a simple and intuitive fit.
Interface	The Rio II allows the angle of the pillows reservoir to be adjusted to a more customized fit. The floating ball-and-socket elbow adapts to active sleepers and allows for various sleeping positions. Headgear comes standard and in an all sizes kit.	Standard 22 mm universal connection. Quick release floating elbow, designed with a 360° rotation, allows the extended silicone tube to be positioned over the head or straight down. Flexible for restless sleepers.	FDA cleared, prescription device for treating mild to moderate obstructive sleep apnea. No machine, hoses, or power required, as it uses the patient's own exhalation to generate EPAP (expiratory positive airway pressure).	Strapless nasal pillow mask intended for individuals who have been diagnosed as requiring CPAP or bilevel ventilator treatment. MyTAP PAP is intended for single patient adult use in the home, hospital, or other clinical setting.	SleepWeaver Prevent, which uses an integrated KN95 Mask to filter exhaled air, provides an additional level of isolation for CPAP/NIV patients with known or suspected respiratory infections.	Silicone cushion, forehead plate with silicone pad, and a 360° rotational elbow, which are designed to increase comfort, compliance, and mask stability.	Compact nasal CPAP mask featuring headgear that fits like a cap, and a compact floating seal that sits comfortably under the nose.
Additional Features	Small nasal pillow with a superior seal due to its ergonomic design.	Info not provided.	User-friendly option for noncompliant CPAP patients or a supplemental option for CPAP users when traveling. Soft nasal seals and small enough to fit in a shirt pocket.	No straps or air leaks. The design of the myTAP PAP NPM is backed by a Compliance Guarantee Program.	The device is designed to reduce risks to healthcare personnel, caregivers, and visitors. Comfortable seal on many face types. Compatible with common CPAP/Bilevel machines.	Adjustable headgear, easy to assemble cushions, and a lightweight streamlined design help to ensure proper fit and minimal leak during sleep.	Soft-knit fabric helps to avoid leaving marks on the face, and has laser-drilled exhaust holes designed to minimize noise and draft.

See our ad on page 45

See our ad on page 43

Company	Fisher & Paykel Healthcare	Hans Rudolph Inc (HRI)	Hans Rudolph Inc (HRI)	Philips Respironics	ResMed	Somnera Inc	Sunset Healthcare Solutions
Interface	 Vitera Full Face CPAP Mask	 7600 V2 Full Face CPAP Mask	 6860 Quest Full Face CPAP Mask	 Philips DreamWear: Headgear with Arms	 AirFit N30	 Somnera System Masks	 Adjustable Deluxe CPAP Mask
Website	www.fphcare.com/us	www.rudolphkc.com	www.rudolphkc.com	www.philips.com/dreamwear	resmed.com	www.somnera.com	www.sunsethcs.com
Warranty (months)	3	6 (includes size guarantee)	6 (includes size guarantee)	3	3	3	1
Available Sizes	S, M, L	P, XS, S, M, L	P, XS, S, M, L	One-size headgear. Cushions: S, M, L, M-wide. Precise Fit options available.	S, M, S-wide	S, M, L	S, M, L
Latex-free	Yes	Yes	Yes	Yes	Yes	Not made with natural rubber latex	Yes
Intentional Leak @ 10 cm H₂O (l/min)	36	N/A	N/A	26	33	N/A (not needed)	25
Fitting Support Solutions	Sizing guide and myMask app.	Call or email HRI for pictorial fitting instruction.	Call or email HRI for pictorial fitting instruction.	Quick start guide attached to each mask. Full instructions in OS and support tools in DreamMapper. Philips Respironics Mask Selector tool reduces burden of lengthy mask fitting process and delivers a personalized mask recommendation; 2D version allows for remote fitting.	Fitting template included in packaging; ResMed MaskSelector digital health tool.	SleepBridge Support Program. Free option for scheduled sessions with live sleep coach.	Instruction sheet and optional size guide.
Pressure Range (cm H₂O)	4-30	3-40	3-40	Tested up to 30	4-20	4-20	4-20
Cleaning	Clean with soap in lukewarm water; high level disinfection guide available.	Mask, swivel dishwasher safe. Can hand-clean headgear. V2: steam autoclaved, liquid chemical, hot water pasteurized in a hospital setting.	Hand wash gently with mild soap and warm water.	Hand wash in warm water with a mild liquid dish washing detergent. Rinse thoroughly. Air dry. Lay fabric parts flat or line dry.	Wash cushion daily; wash headgear and frame weekly. Soak all components in warm water with mild liquid detergent and hand wash with a soft bristle. Rinse and air dry.	Disassemble and clean pillow, valve, and headgear daily in warm water with mild liquid detergent. Hand wash components with fingers or a soft brush. Rinse components completely under running water. Leave components to air dry out of direct sunlight.	Wipe mask and cushion daily using a CPAP cleaning wipe or hand wash with a mild soap and warm water. Hand wash headgear weekly in a mild detergent and warm water. Rinse, lay flat to air dry, keeping out of direct sunlight.
Headgear	Features Dynamic Support technology. The RollFit XT seal allows the mask to dynamically adapt during the night.	Simple strap foam headgear with side adjustments and top of the head tri-glide adjustment.	Simple strap foam headgear with side adjustments and top of the head tri-glide adjustment.	All fabric, no slip headgear with magnetic clips. Upgraded to give additional staying power, with slip-resistant design.	QuickFit elastic headgear designed to make mask easy to fit right out of the package.	Adjustable universal headgear for right or left-handed tightening. Keyed for correct assembly.	Soft fabric adjustable headgear.
Interface	Full face CPAP mask designed with stability, adaptability, and breathability.	One piece of molded silicone. No painful forehead support. No hard plastic frame. Goes below the chin to the top of the nose.	One piece of molded thermoplastic elastomers (TPE). No painful forehead support. No hard plastic frame. Goes below the chin to the top of the nose.	DreamWear technology with tubing located at the top of the head and airflow directed through the frame.	A small, quiet and easy-to-use nasal mask designed to make therapy easier from the start.	Soft silicone holds the mask and headgear in place while conforming to the facial contour.	Lightweight mask available in full face and nasal, featuring adjustable T-piece for extra support, reduced pressure points, and enhanced fit with better seal.
Additional Features	Breathable fabric. VentiCool technology helps to keep patients cool and comfortable during sleep.	Detachable swivel port, airtight seal, new headgear.	Detachable swivel port, airtight seal.	The Philips Respironics DreamWear frame supports full face, nasal, and gel pillows cushions. DreamWear's design directs airflow through the frame to the tubing connection located at the top of the head. This allows patients to safely sleep in any position they desire—on their stomach, side or back.	Features a curved nasal cradle cushion that rests discreetly under the nose. QuickFit elastic headgear slips on and off like a pair of swim goggles.	Wide-open field of vision design. SmartValve technology allows therapy with 75% less airflow. Rotating connector on valve provides freedom of movement with light, small hose. No intentional leaks. Available in nasal and nasal pillows.	Ultra lightweight replaceable silicone cushions. 360° dual-swivel elbow port to allow for free movement while connected to tubing. Quick-release clips for easy mask removal without resetting the headgear. ●